








External VLAN

 <b>Secondary DNS</b> <hr/>	 <b>Primary DNS</b> <hr/>	Floating IP _____ Floating IP Mask _____ Floating IP Broadcast _____ MAC MASQ _____  Pool 1 _____ Pool 2 _____ Pool 3 _____  Virtual Server 1 _____ Virtual Server 2 _____ Virtual Server 3 _____  Services _____ Services _____	 Internet	 <b>Primary Gateway</b> <hr/>	 <b>Secondary Gateway</b> <hr/>
Host Name (FQDN) _____ Unit ID _____ Failover IP _____ Self IP _____ Self IP Mask _____ Self IP Bcast _____  Interfaces on External VLAN _____ MAC _____ : _____ : _____ : _____ : _____	Pool 1 _____ Pool 2 _____ Pool 3 _____  Virtual Server 1 _____ Virtual Server 2 _____ Virtual Server 3 _____  Services _____ Services _____	Host Name (FQDN) _____ Unit ID _____ Failover IP _____ Self IP _____ Self IP Mask _____ Self IP Bcast _____  Interfaces on External VLAN _____ MAC _____ : _____ : _____ : _____ : _____			

ADMIN SYSTEM




*Note: Each unit is shipped with the Base Registration Key installed. To find this key in the Configuration utility, click the Main tab, click System, and then click License. The key is located in the Base Registration Key box.*



Admin IP \_\_\_\_\_ Gateway \_\_\_\_\_  
 Mask \_\_\_\_\_ Base Registration Key \_\_\_\_\_-\_\_\_\_\_-\_\_\_\_\_-\_\_\_\_\_-\_\_\_\_\_



Internal VLAN

Internal IP _____ Internal Mask _____ Internal Broadcast _____ Interfaces on Internal VLAN _____	Floating IP _____ Floating IP Mask _____ Floating IP Broadcast _____ MAC MASQ _____	Internal IP _____ Internal Mask _____ Internal Broadcast _____ Interfaces on Internal VLAN _____
 <b>NODE 1</b> IP _____ Mask _____	 <b>NODE 2</b> IP _____ Mask _____	 <b>NODE 3</b> IP _____ Mask _____

*Note: Your hardware may be slightly different than the hardware pictured here.*